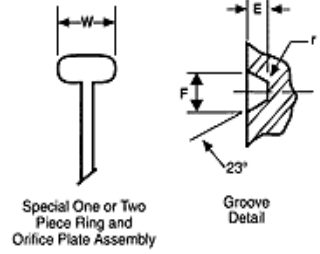
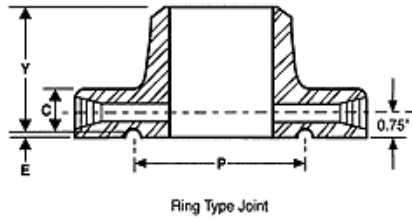
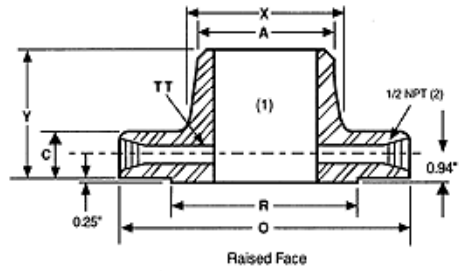


Welding Neck Orifice Class 900



		Drilling											Ring Type Joint					
	Nom Size	OD	Thickness	OD of RF	Dia at Base	Dia Bevel	LTH	Dia of Pressure Connection	Bolt Circle	Hole Dia	# of holes	Bolt Dia	Grove #	Pitch Dia	Groove Depth	Groove Width	Rad at Bottom	Spec Oval RH
		O	C	R	X	A	Y	TT					P	E	F	r max	W	
in	3	9.50	1.50	5.00	5.00	3.50	4.00	3/8	7.50	1.00	8	7/8	R31	4.875	0.312	0.469	0.03	1.06
mm		241.3	38.1	127.0	127.0	88.9	101.6	9.5	190.5	25.40		22.2	123.825	7.925	11.913	0.8	26.9	
in	4	11.50	1.75	6.19	6.25	4.50	4.50	1/2	9.25	1.25	8	1 1/8	R37	5.875	0.312	0.469	0.03	1.06
mm		292.1	44.5	157.2	158.8	114.3	114.3	12.7	235.0	31.80		28.6	149.225	7.925	11.913	0.8	26.9	
in	6	15.00	2.19	8.50	9.25	6.63	5.50	1/2	12.50	1.25	12	1 1/8	R45	8.312	0.312	0.469	0.03	1.06
mm		381.0	55.6	215.9	235.0	168.4	139.7	12.7	317.5	31.80		28.6	211.125	7.925	11.913	0.8	26.9	
in	8	18.50	2.50	10.62	11.75	8.63	6.38	1/2	15.50	1.50	12	1 3/8	R49	10.625	0.312	0.469	0.03	1.06
mm		469.9	63.5	269.7	298.5	219.2	162.1	12.7	393.7	38.10		34.9	269.875	7.925	11.913	0.8	26.9	
in	10	21.50	2.75	12.75	14.50	10.75	7.25	1/2	18.50	1.50	16	1 3/8	R53	12.750	0.312	0.469	0.03	1.06
mm		546.1	69.9	323.9	368.3	273.1	184.2	12.7	469.9	38.10		34.9	323.850	7.925	11.913	0.8	26.9	
in	12	24.00	3.12	15.00	16.50	12.75	7.88	1/2	21.00	1.50	20	1 3/8	R57	15.000	0.312	0.469	0.03	1.06
mm		609.6	79.2	381.0	419.1	323.9	200.2	12.7	533.4	38.10		34.9	381.000	7.925	11.913	0.8	26.9	
in	14	25.25	3.38	16.25	17.75	14.00	8.38	1/2	22.00	1.62	20	1 1/2						
mm		641.4	85.9	412.8	450.9	355.6	212.9	12.7	558.8	41.10		38.1						
in	16	27.75	3.50	18.50	20.00	16.00	8.50	1/2	24.30	1.75	20	1 5/8						
mm		704.9	88.9	469.9	508.0	406.4	215.9	12.7	616.0	44.50		41.3						
in	18	31.00	4.00	21.00	22.25	18.00	9.00	1/2	27.00	2.00	20	1 7/8						
mm		787.4	101.6	533.4	565.2	457.2	228.6	12.7	685.8	50.80		47.6						
in	20	33.75	4.25	23.00	24.50	20.00	9.75	1/2	29.50	2.12	20	2						
mm		857.3	108.0	584.2	622.3	508.0	247.7	12.7	749.3	53.80		50.8						
in	24	41.00	5.50	27.25	29.50	24.00	11.50	1/2	35.50	2.62	20	2 1/2						
mm		1041.4	139.7	692.2	749.3	609.6	292.1	12.7	901.7	66.50		63.5						

1. Bore diameter to be specified by purchaser.
2. Other NPT and SW connections available upon request.