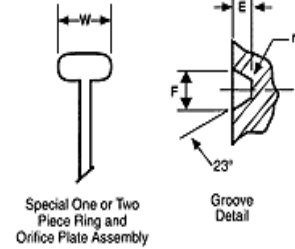
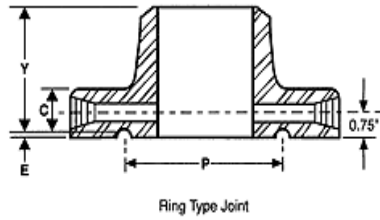
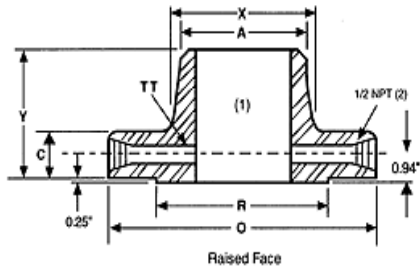


# Welding Neck Orifice Class 600



		Drilling											Ring Type Joint						
	Nom Size	OD	Thickness	OD of RF	Dia at base	Dia Bevel	LTH	Dia of Pressure Connection	Bolt Circle	Hole Dia		# of holes	Bolt Dia	Grove #	Pitch Dia	Groove Depth	Groove width	Rad at Bottom	Spec Oval RH
		O	C	R	X	A	Y	TT		RF	RJ			P	E	F	r max	W	
in	1	4.88	1.50	2.00	2.12	1.32	3.25	1/4	3.50	0.69	0.75	4	5/8	R16	2.000	0.250	0.344	0.03	1.00
mm		124.0	38.1	50.8	53.8	33.5	82.6	6.4	88.9	17.50	19.1		15.9		50.800	6.350	8.738	0.8	25.4
in	1 1/2	6.12	1.50	2.88	2.75	1.90	3.38	1/4	4.50	0.81	0.88	4	3/4	R20	2.688	0.250	0.344	0.03	1.00
mm		155.4	38.1	73.2	69.9	48.3	85.9	6.4	114.3	20.60	22.4		19.1		68.275	6.350	8.738	0.8	25.4
in	2	6.50	1.50	3.62	3.31	2.38	3.38	1/4	5.00	0.69	0.75	8	5/8	R23	3.250	0.312	0.469	0.03	1.06
mm		165.1	38.1	91.9	84.1	60.5	85.9	6.4	127.00	17.50	19.1		15.9		82.550	7.925	11.913	0.8	26.9
in	2 1/2	7.50	1.50	4.12	3.94	2.88	3.50	1/4	5.88	0.81	0.88	8	3/4	R26	4.000	0.312	0.469	0.03	1.06
mm		190.5	38.1	104.6	100.1	73.2	88.9	6.4	149.35	20.60	22.4		19.1		101.600	7.925	11.913	0.8	26.9
in	3	8.25	1.50	5.00	4.62	3.50	3.50	3/8	6.62	0.81	0.88	8	3/4	R31	4.875	0.312	0.469	0.03	1.06
mm		209.6	38.1	127.0	117.3	88.9	88.9	9.5	168.15	20.60	22.4		19.1		123.825	7.925	11.913	0.8	26.9
in	4	10.75	1.50	6.19	6.00	4.50	4.00	1/2	8.50	1.00	1.00	8	7/8	R37	5.875	0.312	0.469	0.03	1.06
mm		273.1	38.1	157.2	152.4	114.3	101.6	12.7	215.9	25.40	25.4		22.2		149.225	7.925	11.913	0.8	26.9
in	6	14.00	1.88	8.50	8.75	6.63	4.62	1/2	11.50	1.12	1.12	12	1	R45	8.312	0.312	0.469	0.03	1.06
mm		355.6	47.8	215.9	222.3	168.4	117.3	12.7	292.1	28.40	28.4		25.4		211.125	7.925	11.913	0.8	26.9
in	8	16.50	2.19	10.62	10.75	8.63	5.25	1/2	13.75	1.25	1.25	12	1 1/8	R49	10.625	0.312	0.469	0.03	1.06
mm		419.1	55.6	269.7	273.1	219.2	133.4	12.7	349.25	31.80	31.8		28.6		269.875	7.925	11.913	0.8	26.9
in	10	20.00	2.50	12.75	13.50	10.75	6.00	1/2	17.00	1.38	1.38	16	1 1/4	R53	12.750	0.312	0.469	0.03	1.06
mm		508.0	63.5	323.9	342.9	273.1	152.4	12.7	431.8	35.10	35.1		31.8		323.850	7.925	11.913	0.8	26.9
in	12	22.00	2.62	15.00	15.75	12.75	6.12	1/2	19.25	1.38	1.38	20	1 1/4	R57	15.000	0.312	0.469	0.03	1.06
mm		558.8	66.5	381.0	400.1	323.9	155.4	12.7	488.95	35.10	35.1		31.8		381.000	7.925	11.913	0.8	26.9
in	14	23.75	2.75	16.25	17.00	14.00	6.50	1/2	20.75	1.50	1.50	20	1 3/8	R61	16.500	0.312	0.469	0.03	1.06
mm		603.3	69.9	412.8	431.8	355.6	165.1	12.7	527.05	38.10	38.1		35.1		419.100	7.925	11.913	0.8	26.9
in	16	27.00	3.00	18.50	19.50	16.00	7.00	1/2	23.75	1.60	1.60	20	1 1/2	R65	18.500	0.312	0.469	0.03	1.19
mm		685.8	76.2	469.9	495.3	406.4	177.8	12.7	603.25	41.10	41.1		38.1		469.900	7.925	11.913	0.8	30.2
in	18	29.25	3.25	21.00	21.50	18.00	7.25	1/2	25.75	1.75	1.75	20	1 5/8	R69	21.000	0.312	0.469	0.03	1.19
mm		743.0	82.6	533.4	546.1	457.2	184.2	12.7	654.05	44.50	44.5		41.3		533.400	7.925	11.913	0.8	30.2
in	20	32.00	3.50	23.00	24.00	20.00	7.50	1/2	28.50	1.75	1.75	24	1 5/8	R73	23.000	0.375	0.531	0.06	1.25
mm		812.8	88.9	584.2	609.6	508.0	190.5	12.7	723.9	44.50	44.5		41.3		584.200	9.525	13.487	1.5	31.8
in	24	37.00	4.00	27.25	28.25	24.00	8.00	1/2	33.00	2.00	2.00	24	1 7/8						
mm		939.8	101.6	692.2	717.6	609.6	203.2	12.7	838.2	50.80	50.8		47.6						

1. Bore diameter to be specified by purchaser.
2. Other NPT and SW connections available upon request.