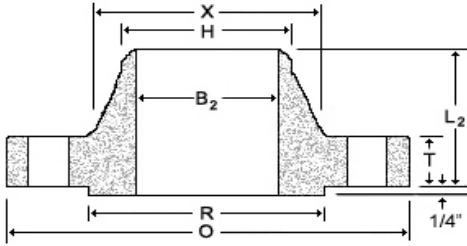
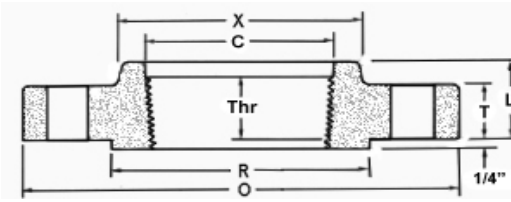


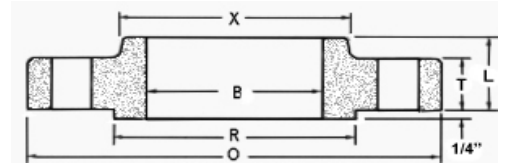
ANSI B16.5 Class 1500 Forged Flanges



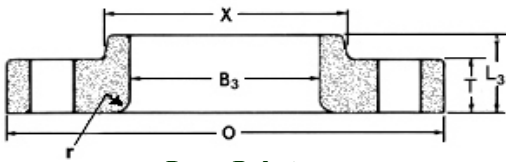
Weld Neck



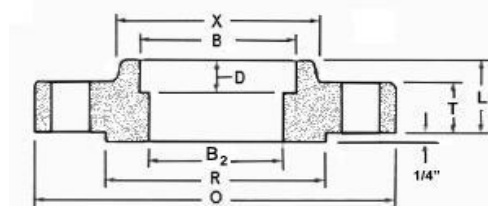
Threaded



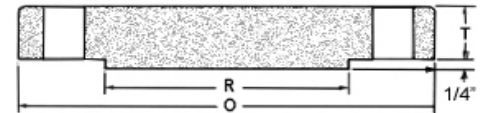
Slip-On



Lap Joint



Socket Weld



Blind

Nom. Pipe Size	O	T	R	X	#/Dia of Holes ^a	Bolt Circle Dia	B	B ₂ ^b	B ₃	H	L	L ₂	L ₃ ^c	r	C	D	Thr
1/2	4.75	0.88	1.38	1.50	4-0.88	3.25	0.88	To be specified by Purchaser.	0.90	0.84	1.25	2.38	1.25	0.12	0.93	0.38	0.88
3/4	5.12	1.00	1.69	1.75	4-0.88	3.50	1.09		1.11	1.05	1.38	2.75	1.38	0.12	1.14	0.44	1.00
1	5.88	1.12	2.00	2.06	4-1.00	4.00	1.36		1.38	1.32	1.62	2.88	1.62	0.12	1.41	0.50	1.12
1 1/4	6.25	1.12	2.50	2.50	4-1.00	4.38	1.70		1.72	1.66	1.62	2.88	1.62	0.19	1.75	0.56	1.19
1 1/2	7.00	1.25	2.88	2.75	4-1.12	4.88	1.95		1.97	1.90	1.75	3.25	1.75	0.25	1.99	0.62	1.25
2	8.50	1.50	3.63	4.12	8-1.00	6.50	2.44		2.46	2.38	2.25	4.00	2.25	0.31	2.50	0.69	1.50
2 1/2	9.62	1.62	4.13	4.88	8-1.12	7.50	2.94		2.97	2.88	2.50	4.12	2.50	0.31	3.00	0.75	1.88
3	10.50	1.88	5.00	5.25	8-1.25	8.00		3.60	3.50	4.62	2.88	0.38
4	12.25	2.12	6.19	6.38	8-1.38	9.50		4.60	4.50	4.88	3.56	0.44
5	14.75	2.88	7.31	7.75	8-1.63	11.50		5.69	5.56	6.12	4.12	0.44
6	15.50	3.25	8.50	9.00	12-1.50	12.50		6.75	6.63	6.75	4.69	0.50
8	19.00	3.62	10.63	11.50	12-1.75	15.50		8.75	8.63	8.38	5.62	0.50
10	23.00	4.25	12.75	14.50	12-2.00	19.00		10.92	10.75	10.00	7.00	0.50
12	26.50	4.88	15.00	17.75	16-2.12	22.50		12.92	12.75	11.12	8.62	0.50
14	29.50	5.25	16.25	19.50	16-2.38	25.00		14.18	14.00	11.75	9.50	0.50
16	32.50	5.75	18.50	21.75	16-2.63	27.75		16.19	16.00	12.25	10.25	0.50
18	36.00	6.38	21.00	23.50	16-2.88	30.50		18.20	18.00	12.88	10.88	0.50
20	38.75	7.00	23.00	25.25	16-3.12	32.75		20.25	20.00	14.00	11.50	0.50
24	46.00	8.00	27.25	30.00	16-3.63	39.00		24.25	24.00	16.00	13.00	0.50

Dimensions are in inches.

(a)- Bolt hole diameter 1/8 in. larger than bolt diameter.

(b)- See bore chart for wall thicknesses.

(c)- This dimension is commonly associated with "true" lap joints. Industry standard is to make to the slip on length through the hub.